



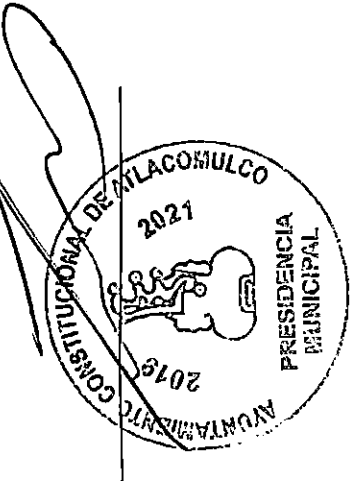
**Cuenta Pública 2019**  
**Estado Analítico del Ejercicio del Presupuesto de Egresos**  
**Clasificación Administrativa**  
**(Pesos)**

**AL 31 DE DICIEMBRE DE 2019**


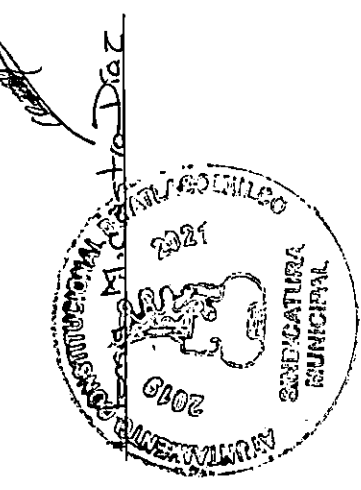
MUNICIPIO ATLACOMULCO 0024

| DEPENDENCIA (3)  | Aprobado (4)          | Ampliaciones / Reducciones (5) | Modificado (6)        | Comprometido (7) | Devengado (8)     | Ejercido (9)          | Pagado (10)           | Subejercicio (11)    |
|--|-----------------------|--------------------------------|-----------------------|------------------|-------------------|-----------------------|-----------------------|----------------------|
| A00 PRESIDENCIA  | 25,994,429.89         | 1,210,343.83                   | 27,204,773.72         | 0.00             | 68,254.39         | 24,704,773.72         | 24,636,519.33         | 2,500,000.00         |
| A02 DERECHOS HUMANOS   | 551,341.22            | -13,666.89                     | 537,674.33            | 0.00             | 1,466.16          | 537,674.33            | 536,208.17            | 0.00                 |
| B00 SINDICATURAS   | 3,387,642.70          | 15,863,399.22                  | 19,251,041.92         | 0.00             | 8,040.04          | 19,251,041.92         | 19,243,001.88         | 0.00                 |
| C00 REGIDURAS  | 23,687,966.37         | 8,696,269.26                   | 32,384,235.63         | 0.00             | 54,450.25         | 32,384,235.63         | 32,309,785.38         | 0.00                 |
| D00 SECRETARÍA DEL AYUNTAMIENTO                                  | 21,436,055.40         | -516,333.31                    | 20,919,722.09         | 0.00             | 41,791.29         | 20,918,722.09         | 20,876,930.80         | 0.00                 |
| E00 ADMINISTRACIÓN   | 21,422,510.62         | -5,525,069.56                  | 15,897,441.06         | 0.00             | 29,483.66         | 15,897,441.06         | 15,867,957.40         | 0.00                 |
| F00 DESARROLLO URBANO Y OBRAS PÚBLICAS                           | 81,787,743.09         | 19,155,996.10                  | 100,943,739.18        | 0.00             | 32,123.33         | 100,171,013.64        | 100,198,890.31        | 772,725.54           |
| G00 ECOLOGÍA   | 4,011,739.74          | -262,844.75                    | 3,748,894.99          | 0.00             | 7,604.51          | 3,748,894.99          | 3,741,290.48          | 0.00                 |
| H00 SERVICIOS PÚBLICOS   | 89,904,381.30         | 3,747,129.87                   | 93,651,511.17         | 0.00             | 126,794.81        | 91,323,019.76         | 91,196,224.95         | 2,328,491.41         |
| I01 DESARROLLO SOCIAL  | 20,073,151.03         | 2,966,288.86                   | 23,029,449.89         | 0.00             | 98,803.60         | 23,029,449.89         | 22,930,646.29         | 0.00                 |
| J00 GOBIERNO MUNICIPAL   | 2,008,800.86          | -108,373.93                    | 1,900,426.95          | 0.00             | 9,315.37          | 1,900,426.95          | 1,891,111.58          | 0.00                 |
| K00 CONTRALORIA  | 2,907,471.17          | -31,503.12                     | 2,875,968.05          | 0.00             | 11,082.64         | 2,875,968.05          | 2,864,875.41          | 0.00                 |
| L00 TESORERIA  | 109,645,920.72        | -14,603,517.11                 | 95,042,403.61         | 0.00             | 81,864.81         | 70,580,834.70         | 70,496,969.89         | 24,461,566.91        |
| N00 DIRECCIÓN DE DESARROLLO ECONÓMICO                            | 10,959,660.31         | 138,089.79                     | 11,097,750.10         | 0.00             | 52,728.23         | 11,097,750.10         | 11,045,021.87         | 0.00                 |
| N01 DESARROLLO AGROPECUARIO                                      | 5,526,378.22          | 354,983.70                     | 5,881,361.92          | 0.00             | 17,150.67         | 5,881,361.92          | 5,864,211.25          | 0.00                 |
| Q00 SEGURIDAD PÚBLICA Y TRANSITO                                 | 50,128,737.71         | -199,330.20                    | 49,929,407.51         | 0.00             | 101,980.73        | 49,973,337.01         | 49,871,356.28         | -43,929.50           |
| S00 UNIDAD DE INFORMACIÓN, PLANEACIÓN, PROGRAMACIÓN Y EVALUACIÓN | 2,518,414.59          | -904,260.46                    | 1,614,154.13          | 0.00             | 24,202.65         | 1,614,154.13          | 1,589,951.48          | 0.00                 |
| <b>TOTAL:</b>  | <b>475,931,344.95</b> | <b>29,957,611.30</b>           | <b>505,888,956.25</b> | <b>0.00</b>      | <b>767,147.14</b> | <b>475,870,099.89</b> | <b>475,102,952.75</b> | <b>30,018,856.36</b> |

ING. JOSÉ M. ROBERTO TELLEZ MENDOZA  
PRESIDENTE



M. EN D. HORTENSIA MARISOL CASTRO DÍAZ  
SÍNDICO



LIC. MARCO ANTONIO SUÁREZ CORDERO  
SECRETARIO



MTR. ANTONIO FABILA VILLANUEVA  
TESORERO

